DOOR SCHEDULE

MARK	DOOR SIZE WIDTH	DOOR SIZE HEIGHT	DOOR SIZE THKN.	DOOR TYPE	DOOR MATERIAL	DOOR FINISH	DOOR COLOUR	FRAME PROFILE HEAD	FRAME PROFILE JAMB	FRAME MATERIAL	FRAME FINISH	FRAME COLOUR	HARDWARE GROUP	DETAILS HEAD	DETAILS JAMB	DETAILS SILL	MARK	LOCATION	REMARKS
100A	12'-0"	7'-7"	--	1A	ALUM./GLASS	PREFINISHED	CLEAR	--	--	ALUM.	ANODIZED	CLEAR	1	5/A6.1	2/A6.1	11/A6.0	100A	VESTIBULE	7" CLEAR ANODIZED ALUMINUM THRESHOLD ACROSS ENTIRE WIDTH OF DOOR.
100B	12'-0"	7'-7"	--	1B	ALUM./GLASS	PREFINISHED	CLEAR	--	--	ALUM.	ANODIZED	CLEAR	1	9/A6.1	6 & 7/A6.1	--	100B	VESTIBULE	NO THRESHOLD -NO BRUSHES ON ACTIVE PANELS
102	--	--	--	--	--	--	--	--	--	--	--	--	--	--	--	--	102	--	NOT USED
103	5'-0" OPN.	7'-0" OPN.	--	--	--	--	--	--	--	--	--	--	--	11/A6.1	9B/A6.0	--	103	BOPIS	
104	3'-2"	7'-0"	1 3/4"	6A	S.C. WOOD	PREFINISHED	WHITE BIRCH 0-95	1-1/2"	1-1/2"	STEEL	PREFINISHED	ALUMATONE	3	2A/A6.0	2B/A6.0	--	104	MGR./VAULT	1" UNDERCUT DOOR
105	3'-2"	7'-0"	1 3/4"	6B	S.C. WOOD	PREFINISHED	WHITE BIRCH 0-95	1-1/2"	1-1/2"	STEEL	PREFINISHED	ALUMATONE	8	2A/A6.0	2B/A6.0	--	105	COMP./COPY	1" UNDERCUT DOOR
106	3'-2"	7'-0"	1 3/4"	6D	S.C. WOOD	PREFINISHED	WHITE BIRCH 0-95	1-1/2"	1-1/2"	STEEL	PREFINISHED	ALUMATONE	15	2A/A6.0	2B/A6.0	--	106	ASSOC. RES.	
107	3'-2"	3'-6"	--	--	--	--	--	--	--	--	--	--	--	--	--	--	107	PET TRAINING	DECORATIVE GATE SUPPLIED WITH FENCE AND INSTALLED BY NATIONAL ACCOUNT MILLWORK VENDOR
108A	3'-2"	7'-0"	1 3/4"	3	INS. H.M.	PAINT	P6 (COMMERCIAL WHITE)	4"	2"	H.M.	PAINT	MATCH WALL	13	7A/A6.0	7B/A6.0	8/A6.0	108A	HALL A	INSTALL "XCLUDER" SILL & JAMB SEALS. OBTAIN FROM XCLUDER NATIONAL VENDOR. EXTERIOR PAINT COLOR TO MATCH CMU PAINT COLOR
108B	4'-10" OPN.	8'-0" OPN.	--	--	--	--	--	--	--	--	--	--	--	11/A6.1	9B/A6.0	--	108B	HALL A	
109	--	--	--	--	--	--	--	--	--	--	--	--	--	--	--	--	109	--	NOT USED
110	3'-2"	7'-0"	1 3/4"	6D	S.C. WOOD	PREFINISHED	WHITE BIRCH 0-95	1-1/2"	1-1/2"	STEEL	PREFINISHED	ALUMATONE	10	2A/A6.0	2B/A6.0	--	110	UNISEX WASH.	--
111	3'-2"	7'-0"	1 3/4"	6D	S.C. WOOD	PREFINISHED	WHITE BIRCH 0-95	1-1/2"	1-1/2"	STEEL	PREFINISHED	ALUMATONE	12	2A/A6.0	2B/A6.0	--	111	UNIVER. WASH	--
113A	3'-2"	3'-6"	--	--	--	--	--	--	--	--	--	--	--	--	--	--	113A	SALON CHECK-IN	DECORATIVE GATE SUPPLIED WITH FENCE AND INSTALLED BY NATIONAL ACCOUNT MILLWORK VENDOR
113B	3'-2"	3'-6"	--	--	--	--	--	--	--	--	--	--	--	--	--	--	113B	SALON COUNTER	MILLWORK GATE SUPPLIED AND INSTALLED BY NATIONAL ACCOUNT MILLWORK VENDOR
114	3'-2"	7'-0"	1 3/4"	5	ALUM./GLASS	PREFINISHED	CLEAR	2"	2"	ALUM.	ANODIZED	CLEAR	5	3B/A6.0	3B/A6.0	--	114	SALON	NO THRESHOLD, LOCATE CLOSER ON ROOM SIDE OF DOOR.
115A	3'-2"	7'-0"	1 3/4"	5	ALUM./GLASS	PREFINISHED	CLEAR	2"	2"	ALUM.	ANODIZED	CLEAR	5	3B/A6.0	3B/A6.0	--	115A	DRYING AREA	NO THRESHOLD, LOCATE CLOSER ON ROOM SIDE OF DOOR.
115B	3'-2"	7'-0"	1 1/2"	4A	ABS-PLASTIC	PREFINISHED	CLOUD GRAY	--	--	METAL	PREFINISHED	GRAY	2	6/A6.0	6/A6.0	--	115B	DRYING AREA	IMPACT DOOR (CHANNEL FRAME)
116	4'-0" OPN.	7'-0" OPN.	--	--	--	--	--	--	--	--	--	--	--	9A/A6.0	9B/A6.0	--	116	BATHING	WRAP PLASTIC PANELS AT HEAD & JAMB -SEE INTERIOR ELEVATIONS
117A	PR. 3'-0"	8'-0"	1 1/2"	4B	ABS-PLASTIC	PREFINISHED	CLOUD GRAY	--	--	METAL	PREFINISHED	GRAY	2	5/A6.0	5/A6.0		117A	RECEIVING	IMPACT DOOR WITH BUMPER (CHANNEL FRAME)
117B	PR. 3'-0"	8'-0"	1 3/4"	3	INS. H.M.	PAINT	P5 (DOVER GRAY)	4"	2"	H.M.	PAINT	MATCH WALL	7	7A/A6.0	7B/A6.0	8/A6.0	117B	RECEIVING	INSTALL "XCLUDER" SILL, JAMB & ASTRAGAL SEALS. OBTAIN FROM XCLUDER NATIONAL VENDOR. EXTERIOR PAINT TO MATCH WALL.
117C	8'-0"	10'-0"	--	2	METAL	PREFINISHED	WHITE	--	--	STEEL	PAINT	MATCH WALL	11	3/A11.0	4/A6.0	--	117C	RECEIVING	VERTICAL LIFT, CHAIN PULL TO BE LOCATED ON RIGHT SIDE, INSTALL "XCLUDER" SILL & JAMB SEALS. OBTAIN FROM XCLUDER NATIONAL VENDOR.
118	3'-2"	7'-0"	1 3/4"	5	ALUM./GLASS	PREFINISHED	CLEAR	2"	2"	ALUM.	ANODIZED	CLEAR	6	3B/A6.0	3B/A6.0	--	118	MEET & GREET	1" UNDERCUT DOOR, NO THRESHOLD, LOCATE CLOSER ON ROOM SIDE OF DOOR.
119	3'-2"	7'-0"	1 3/4"	6C	S.C. WOOD	PREFINISHED	WHITE BIRCH 0-95	1-1/2"	1-1/2"	STEEL	PREFINISHED	ALUMATONE	9	2A/A6.0	2B/A6.0	--	119	ADOPTIONS	1" UNDERCUT DOOR, LOCATE CLOSER ON ROOM SIDE OF DOOR.
120	3'-2"	7'-0"	1 1/2"	4A	ABS-PLASTIC	PREFINISHED	CLOUD GRAY	--	--	METAL	PREFINISHED	GRAY	2	6/A6.0	6/A6.0	--	120	FISH PREP.	IMPACT DOOR HINGE MOUNTED TO SIDEWALL (CHANNEL FRAME)
121	--	--	--	--	--	--	--	--	--	--	--	--	--	--	--	--	121	FISH	NOT USED
122	3'-2"	7'-0"	1 3/4"	6E	S.C. WOOD	PREFINISHED	WHITE BIRCH 0-95	1-1/2"	1-1/2"	STEEL	PREFINISHED	ALUMATONE	14	2A/A6.0	2B/A6.0	--	122	HOLDING #2	PROVIDE DOOR LOUVER WITH MESH INSECT SCREEN ON HOLDING ROOM SIDE OF DOOR
123	3'-2"	7'-0"	1 3/4"	6E	S.C. WOOD	PREFINISHED	WHITE BIRCH 0-95	1-1/2"	1-1/2"	STEEL	PREFINISHED	ALUMATONE	14	2A/A6.0	2B/A6.0	--	123	HOLDING #1	PROVIDE DOOR LOUVER WITH MESH INSECT SCREEN ON HOLDING ROOM SIDE OF DOOR
200	3'-0"	3'-0"	1 3/4"	3	INS. H.M.	PAINT	P6 (COMMERCIAL WHITE)	4"	2"	H.M.	PAINT	MATCH WALL	16	7A/A6.0	7B/A6.0	8/A6.0	200	ROOF PARAPET	EXTERIOR PAINT COLOR TO MATCH CMU PAINT COLOR

HARDWARE SCHEDULE

HARDWARE GROUP 1

1 EACH	HAGER	MORTISE CYLINDER 3902 IC 1 3/8" AR CAM x BRUSHED ALUMINUM w/ THUMBTURN (4066 x 628)
1 EACH	SCHLAGE	CONSTRUCTION CORE 80-035 x GRN
1 EACH	SCHLAGE	CYLINDER CORE 80-036 x 626 B123 (IHK)
2 EACH	HAGER	DOOR SWEEP 750S N 36" x CLR
1 EACH	HAGER	WEATHERSTRIP 891S N 1 x 36" 2 x 84"
1 EACH	-	SIGN "THIS DOOR TO REMAIN UNLOCKED DURING BUSINESS HOURS" (BLACK) 20-0256

BALANCE OF DOOR HARDWARE BY DOOR MANUFACTURER

HARDWARE GROUP 2

ALL HARDWARE BY DOOR SUPPLIER

HARDWARE GROUP 3

3 EACH	HAGER	BUTTS ECBB1100 4 1/2 x 4 1/2 x US26D
1 EACH	HAGER	LOCKSET 3480 WTN 2 3/4" BACKSET SFIC X US26D
1 EACH	SCHLAGE	CONSTRUCTION CORE 80-035 x GRN
1 EACH	SCHLAGE	CYLINDER CORE 80-036 X 626 B123 (IHK)
1 EACH	HAGER	CLOSER 5100 14 MLT X ALM
1 EACH	HAGER	PROTECTION PLATE 190S 12" x 36" x US32D
1 EACH	HAGER	WALL STOP 236W x US32D
1 EACH	RUDOLPH DESCO	DOOR SPY DS1000 X US32D @ 5'-0" A.F.F.
1 EACH	KESTLER	SIGN "EMPLOYEES ONLY" (BLACK)
1 EACH	DON JO	ANGLE LATCH PROTECTOR ILP-206 SL

HARDWARE GROUP 4

NOT USED

HARDWARE GROUP 5

1 EACH	ADAMS RITE	THUMB-TURN CYLINDER 4066 x 626
1 EACH	HAGER	MORTISE CYLINDER 3902 IC 1 3/8" AR CAM X US26D
1 EACH	HAGER	ADAPTER PLATE 5110 X US26D
1 EACH	HAGER	CLOSER 5100 14 MLT X US26D
1 EACH	SCHLAGE	CONSTRUCTION CORE 80-035 x GRN
1 EACH	SCHLAGE	CYLINDER CORE 80-036 X 626 B123 (IHK)
1 EACH	HAGER	WALL STOP 236W x US32D
1 EACH	--	LOCK CORE EXTENSION EXCUTCHEON RING

THUMB CYLINDER OCCURS AT THE SALON SIDE OF THE LOCKSET.
LOCK CYLINDER SHALL ACCEPT BEST CORE.
REMAINDER OF HARDWARE BY DOOR MANUFACTURER.

HARDWARE GROUP 6

1 EACH	HAGER	CLOSER 5100 14 MLT X US26D
1 EACH	HAGER	WALL STOP 236W x US32D

LOCK CYLINDER SHALL ACCEPT BEST CORE.
REMAINDER OF HARDWARE BY DOOR MANUFACTURER.

HARDWARE GROUP 7

8 EACH	HAGER	BUTTS ECBB1100 4 1/2 x 4 1/2 x US26D NRP
1 EACH	HAGER	AUTO FLUSHBOLT w/ 24" TOP ROD 292D X US32D w/ 1-289-3900 X US32D (IN-ACTIVE LEAF)
1 EACH	HAGER	EXIT SET 3525 WTN 2 3/4 BACKSET X US26D
1 EACH	HAGER	COORDINATING DEVICE 297D 72" X BLACK
2 EACH	HAGER	MOUNTING BRACKET 297M X BLACK
2 EACH	HAGER	CLOSER 5100 26 5105 X ALM
2 EACH	ROCKWOOD	DOOR HOLDER 460 X ALM
1 EACH	RUDOLPH	DOOR SPY DS1000 X US32D @ 5'-0" AFF (ACTIVE LEAF) DESCO
1 EACH	DON JO	ANGLE LATCH PROTECTOR ALP-206 SL
1 EACH	HAGER	DUST PROOF STRIKE 280X X US26D
1 EACH	HAGER	DRIP CAP 810S X 76" X MIL
1 EACH	HAGER	WEATHERSTRIP 891S N 1 X 72", 2 X 96"
4 EACH	HAGER	DOOR SWEEP 750S N X 36" X MIL
1 EACH	HAGER	THRESHOLD 410S 72" X MIL

HARDWARE GROUP 8

3 EACH	HAGER	BUTTS ECBB1100 4 1/2 x 4 1/2 x US26D
1 EACH	HAGER	PASSAGE SET 3410 WTN 2 3/4 BACKSET x US26D
1 EACH	HAGER	CLOSER 5300 14 MLT X ALM
1 EACH	HAGER	PROTECTION PLATE 190S 12" x 36" x US32D
1 EACH	HAGER	WALL STOP 236W x US32D
1 EACH	KESTLER	SIGN "EMPLOYEES ONLY" (BLACK)
1 EACH	ROCKWOOD	DOOR HOLDER 460 X ALM
1 EACH	NAT'L GRD.	LOUVER L-700-RX 24 X 12 ASL
1 EACH	NAT'L GRD.	LITE KIT L-GLF100-134 (17 1/2" X 31 1/2") ASL

HARDWARE GROUP 9

3 EACH	HAGER	BUTTS ECBB1100 4 1/2 x 4 1/2 x US26D
1 EACH	HAGER	LOCKSET 3480 WTN 2 3/4" BACKSET SFIC X US26D
1 EACH	SCHLAGE	CONSTRUCTION CORE 80-035 x GRN
1 EACH	SCHLAGE	CYLINDER CORE 80-036 X 626 B123 (IHK)
1 EACH	HAGER	CLOSER 5300 14 MLT X ALM
1 EACH	HAGER	PROTECTION PLATE 190S 12" x 36" x US32D
1 EACH	HAGER	WALL STOP 236W x US32D (SEE DOOR REMARKS)
1 EACH	ROCKWOOD	DOOR HOLDER 460 X ALM (SEE DOOR REMARKS)
1 EACH	KESTLER	SIGN "EMPLOYEES ONLY" (BLACK)
1 EACH	NAT'L GRD.	LITE KIT L-GLF100-134 (17 1/2" X 31 1/2") ASL

HARDWARE GROUP 10

3 EACH	HAGER	BUTTS ECBB1100 4 1/2 x 4 1/2 x BRUSHED ALUMINUM
1 EACH	HAGER	PRIVACY SET 3440 WTN 2 3/4 BACKSET X BRUSHED ALUMINUM
1 EACH	HAGER	CLOSER 5300 14 MLT X ALM
1 EACH	HAGER	PROTECTION PLATE 190S 12" x 36" x BRUSHED ALUMINUM
1 EACH	ROCKWOOD	SIGN: 1 BFM SERIES - #BFM686 (BLACK)
1 EACH	ROCKWOOD	DOOR HOLDER 460 X ALM
1 EACH	HAGER	WALL STOP 236W x BRUSHED ALUMINUM
1 EACH	NAT'L GRD.	LOUVER L-700-RX 24 X 12 ASL

HARDWARE GROUP 11

1 EACH	HAGER	DRIP CAP 810S 100" x MIL

REMAINDER OF HARDWARE BY DOOR MANUFACTURER

HARDWARE GROUP 12

3 EACH	HAGER	HINGES ECBB1100 4.5X4.5 US26D
1 EACH	HAGER	STOREROOM LOCK 3480 WTN US26D
1 EACH	HESS	ELECTRIC STRIKE 8300 X 801E US32D
1 EACH	SCHLAGE	CONST. CORE 80-035 GRN
1 EACH	SCHLAGE	PERM. CORE 80-036 B124 US26D
1 EACH	LCN	AUTO OPERATOR 4632 STD (PULL SIDE) AL
2 EACH	LCN	ACTUATORS 8310-852T 6" ROUND
2 EACH	LCN	SURFACE MOUNT 8310-869S
1 EACH	HAGER	KICK PLATE 190S 12X36 US32D
1 EACH	NAT'L GRD.	LOUVER L-700-RX 24 X 12 ASL
1 EACH	HEADLINE	SIGN ADA "ALL GENDER" 9486 (BLACK)
1 EACH	CAMDEN	RR CONTROL KIT CX-WC15
1 EACH	CAMDEN	EMERGENCY CALL KIT CX-WEC11 W/2EA DOME SOUNDER
1 EACH	CAMDEN	PUSH PLATE CM-45/3 4.5" SQUARE
1 EACH	CAMDEN	SURFACE MOUNT CM-43CBL
2 EACH	CAMDEN	POWER SUPPLY CX-PS13 6-26 VAC
2 EACH	CAMDEN	TRANSFORMER CX-TRX-4024

HARDWARE GROUP 13

3 EACH	HAGER	BUTTS ECBB1100 4 1/2 x 4 1/2 x US26D NRP
1 EACH	HAGER	EXIT SET 3525 WTN 2 3/4 BACKSET X US26D
1 EACH	HAGER	CLOSER 5100 26 5105 X ALM
1 EACH	HAGER	DUST PROOF STRIKE 280X X US26D
1 EACH	HAGER	DRIP CAP 810S X 76" X MIL
1 EACH	HAGER	WEATHERSTRIP 891S N 1 X 72", 2 X 96"
1 EACH	HAGER	DOOR SWEEP 750S N X 36" X MIL
1 EACH	HAGER	THRESHOLD 412S 38" X MIL

HARDWARE GROUP 14

3 EACH	HAGER	BUTTS ECBB1100 4 1/2 x 4 1/2 x US26D
1 EACH	HAGER	LOCKSET 3480 WTN 2 3/4" BACKSET SFIC X US26D
1 EACH	SCHLAGE	CONSTRUCTION CORE 80-035 x GRN
1 EACH	SCHLAGE	CYLINDER CORE 80-036 X 626 B123 (IHK)
1 EACH	HAGER	CLOSER 5300 14 MLT X ALM
1 EACH	HAGER	PROTECTION PLATE 190S 12" x 36" x US32D
1 EACH	HAGER	WALL STOP 236W x US32D
1 EACH	HAGER	DOOR SWEEP BRUSH W/S 801S B X 38" X MIL (MOUNTED ON HOLDING ROOM SIDE OF DOOR)
1 EACH	KESTLER	SIGN "EMPLOYEES ONLY" (BLACK)
1 EACH	ROCKWOOD	DOOR HOLDER 460 X ALM
1 EACH	NAT'L GRD.	LOUVER L-700-RX 24 X 12 ASL WITH INSECT SCREEN

HARDWARE GROUP 15

3 EACH	HAGER	BUTTS ECBB1100 4 1/2 x 4 1/2 x US26D
1 EACH	ILCO	SIMPLEX LOCK 5021 B WL 26D 41 (ITIC) X 26D
1 EACH	SCHLAGE	CONSTRUCTION CORE 80-035 x GRN
1 EACH	SCHLAGE	CYLINDER CORE 80-036 X 626 B123 (IHK)
1 EACH	HAGER	CLOSER 5300 14 MLT X ALM
1 EACH	HAGER	PROTECTION PLATE 190S 12" x 36" x US32D
1 EACH	HAGER	WALL STOP 236W x US32D
1 EACH	KESTLER	SIGN "EMPLOYEES ONLY" (BLACK)
1 EACH	ROCKWOOD	DOOR HOLDER 460 X ALM
1 EACH	NAT'L GRD.	LOUVER L-700-RX 24 X 12 ASL

HARDWARE GROUP 16

2 EACH	HAGER	BUTTS ECBB1100 4 1/2 x 4 1/2 x US26D NRP
1 EACH	HAGER	D-PULL 052307 8N
1 EACH	HAGER	DEADBOLT WITH THUMB TURN 008333
1 EACH	SCHLAGE	CYLINDER CORE 80-036 X 626 B123 (IHK)
1 EACH	SCHLAGE	CONSTRUCTION CORE 80-035 x GRN
1 EACH	HAGER	DRIP CAP 810S X 36" X MIL
1 EACH	HAGER	WEATHERSTRIP 891S N 4 x 38"

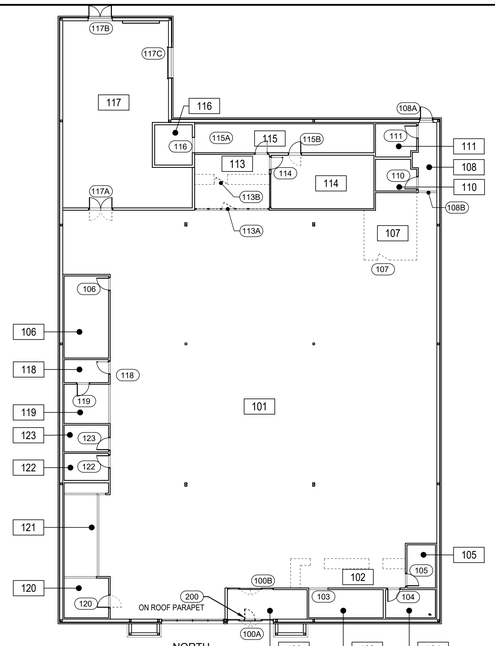

1 A6.0 KEY PLAN
SCALE: 1/16" = 1'-0"

DOOR NOTES:

1. LETTERS AND NUMBERS ON SIGNS SHALL HAVE A WIDTH TO HEIGHT RATIO BETWEEN 3:5 AND 1:1 AND STROKE WIDTH TO HEIGHT RATIO BETWEEN 1:5 AND 1:10
2. CHARACTERS AND NUMBERS ON SIGNS SHALL BE SIZED ACCORDING TO THE VIEWING DISTANCE FROM WHICH THEY ARE TO BE READ. THE MINIMUM HEIGHT IS MEASURED USING AN UPPER CASE X. LOWER CASE CHARACTERS ARE PERMITTED
3. (EXIT DOORS) SHALL NOT BE SUBJECT TO THE USE OF A KEY OR REQUIRE SPECIAL KNOWLEDGE TO OPERATE. REFER TO NFPA 101 LIFE SAFETY CODE, CHAPTER 7, SEC. 7.2.1.5.1, 2000 EDITION.
4. LETTERS AND NUMERALS SHALL BE RAISED 1/32 IN. UPPER CASE, SANS SERIF OR SIMPLE TYPE AND SHALL BE ACCOMPANIED WITH GRADE 2 BRAILLE. RAISED CHARACTERS SHALL BE AT LEAST 5/8 IN (16 MM) HIGH, BUT NO HIGHER THAN 2 IN (50 MM). PICTOGRAMS SHALL BE ACCOMPANIED BY THE EQUIVALENT VERBAL DESCRIPTIONS PLACED DIRECTLY BELOW THE PICTOGRAM. THE BORDER DIMENSION OF THE PICTOGRAM SHALL BE 6 IN (152 MM) MINIMUM IN HEIGHT.
5. THE CHARACTERS AND BACKGROUND OF SIGNS SHALL BE EGGSHELL, MATTE OR OTHER NON GLARE FINISH. CHARACTERS AND SYMBOLS SHALL CONTRAST WITH THEIR BACKGROUND, LIGHT COLORS ON A DARK BACKGROUND.
6. WHERE PERMANENT A.D.A. COMPLIANT SIGNAGE/IDENTIFICATION IS PROVIDED FOR ROOMS AND SPACES, SIGNS SHALL BE INSTALLED ON THE WALL ADJACENT TO THE LATCH SIDE OF THE DOOR. WHERE THERE IS NO WALL SPACE TO THE LATCH SIDE OF THE DOOR @ 54" A.F.F. TO CENTER OF SIGNAGE OR LATEST A.D.A. STANDARD, INCLUDING AT DOUBLE LEAF DOORS. SIGNS SHALL BE PLACED ON THE NEAREST ADJACENT WALL. MOUNTING HEIGHT AND SIGN REQUIREMENTS SHALL BE AS PER A.D.A. REQUIREMENTS. MOUNTING LOCATION FOR SUCH SIGNAGE SHALL BE SO THAT A PERSON MAY APPROACH WITHIN 3 IN (76 MM) OF SIGNAGE WITHOUT ENCOUNTERING PROTRUDING OBJECTS OR STANDING WITHIN THE SWING OF A DOOR. ALL OTHER SIGNAGE AS REQUIRED BY OWNER SHALL BE MOUNTED ON DOOR AT PETSMART REQUIRED MOUNTING HEIGHTS.
7. THE GENERAL CONTRACTOR IS TO PROVIDE CONSTRUCTION CORES FOR ALL DOORS. PETSMART WILL PROVIDE AND INSTALL ALL PERMANENT (SCHLAGE) CORES FOR DOORS.
8. G.C. IS TO PROVIDE ALL GLASS, SIZES AS SHOWN FOR VISION PANELS INDICATE CLEAR DIMENSION OF GLAZING AND NOT ROUGH OPENING.
9. ALL DOOR LOUVERS TO BE FACTORY FINISHED TO MATCH DOOR FRAMES (ALUMATONE). SEE SCHEDULE ABOVE.
10. WHERE INDICATED KICK PLATES AT DOORS SHALL BE INSTALLED 1/2" FROM BOTTOM OF PLATE TO BOTTOM OF DOOR. SEE DOOR SCHEDULE & HARDWARE GROUPS FOR LOCATIONS AND SIZES.
11. THE BOTTOM 10" OF ALL DOORS EXCEPT AUTOMATIC AND SLIDING DOORS SHALL HAVE A SMOOTH UNINTERRUPTED SURFACE.
12. PROVIDE LEVER TYPE HARDWARE, PANIC BARS, PUSH - PULL ACTIVATING BARS, OR OTHER HARDWARE DESIGNED TO PROVIDE PASSAGE WITHOUT REQUIRING THE ABILITY TO GRASP THE OPENING HARDWARE. (30" TO 44" A.F.F.).
13. ALL DOOR CLOSERS SHALL BE MOUNTED SO AS TO BE CONCEALED FROM SALES AREA. FINISH TO MATCH ADJACENT HARDWARE.
14. ALL EXTERIOR H.M. DOOR FRAMES SHALL BE PAINTED INSIDE AND OUT TO MATCH COLOR OF ADJACENT SURFACE.
15. ALL EXTERIOR HOLLOW METAL DOORS SHALL BE INSULATED & HAVE A RAIN DRIP EDGE PROVIDED.
16. DOOR FRAMES TO BE SET FLUSH TO FLOOR SLAB. PROVIDE FOR 1/4" MAX. CAULK JOINT.
17. GC TO PROVIDE AND INSTALL A MINIMUM OF 3 CLEAR DOOR SILENCERS PER DOOR LEAF AT ALL PREFINISHED DOOR FRAMES.

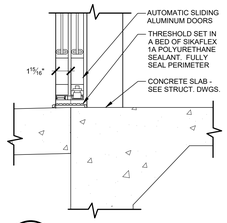

11 A6.0 DETAIL - DOOR SILL
SCALE: 1-1/2" = 1'-0"

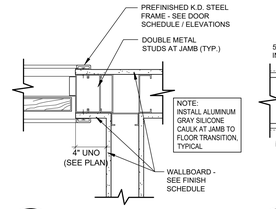

10 A6.0 TYP. JAMB DETAIL U.N.O
SCALE: 1-1/2" = 1'-0"

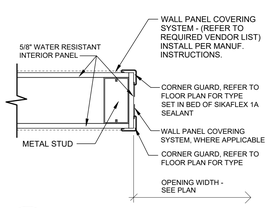

9B A6.0 DETAIL - DOOR JAMB
SCALE: 1-1/2" = 1'-0"

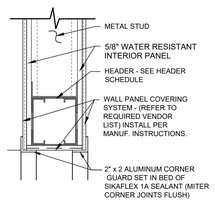

9A A6.0 DETAIL - DOOR HEAD
SCALE: 1-1/2" = 1'-0"

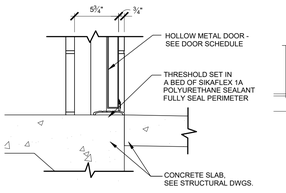

8 A6.0 DETAIL - DOOR SILL
SCALE: 1-1/2" = 1'-0"

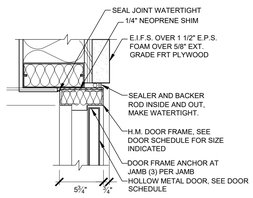

7B A6.0 DETAIL - DOOR JAMB
SCALE: 1-1/2" = 1'-0"

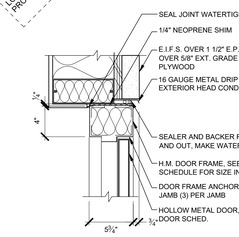

7A A6.0 DETAIL - DOOR HEAD
SCALE: 1-1/2" = 1'-0"

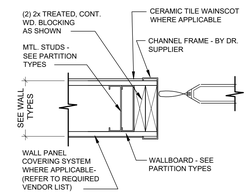

6 A6.0 DETAIL - DOOR JAMB
SCALE: 1-1/2" = 1'-0"

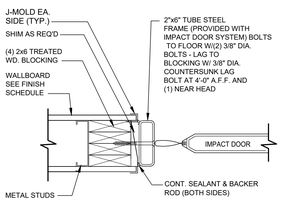

5 A6.0 DETAIL - DOOR JAMB
SCALE: 1-1/2" = 1'-0"

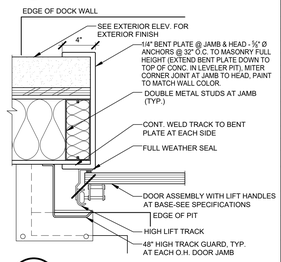

4 A6.0 TYP. O/H DOOR JAMB
SCALE: 1-1/2" = 1'-0"

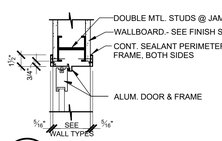

3B A6.0 DETAIL - DOOR JAMB
SCALE: 1-1/2"